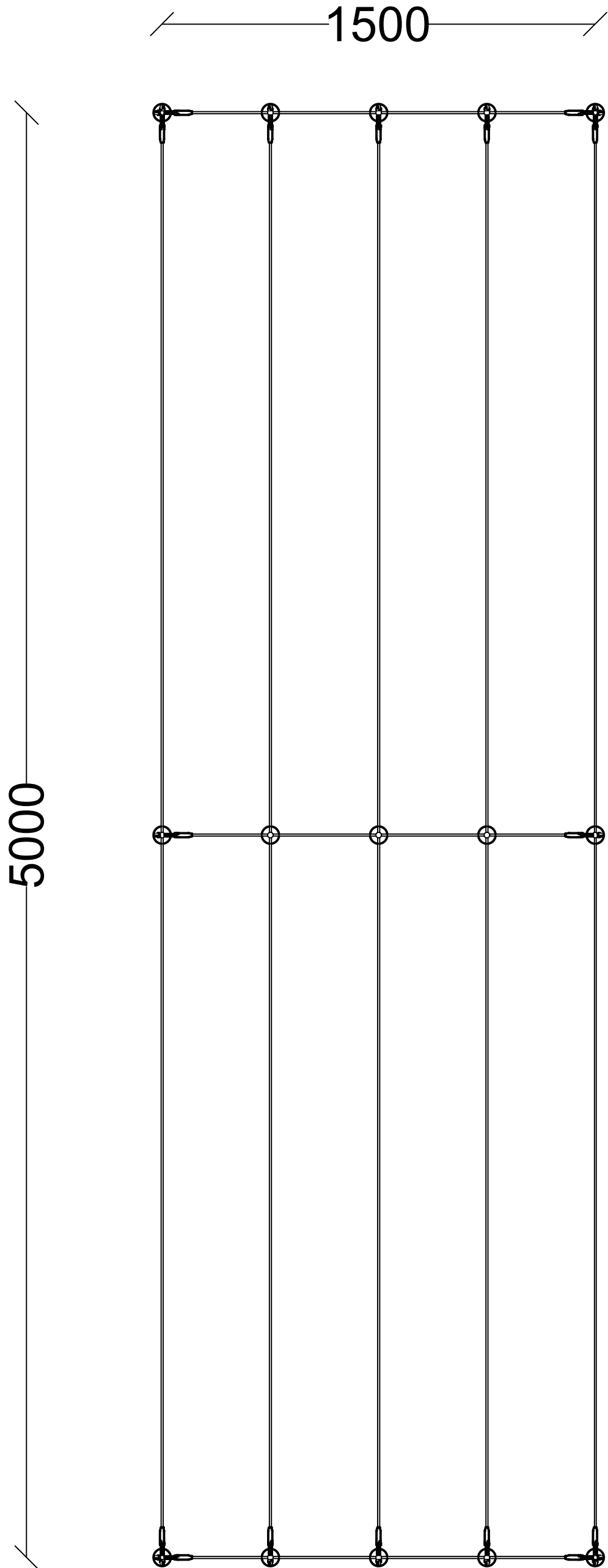


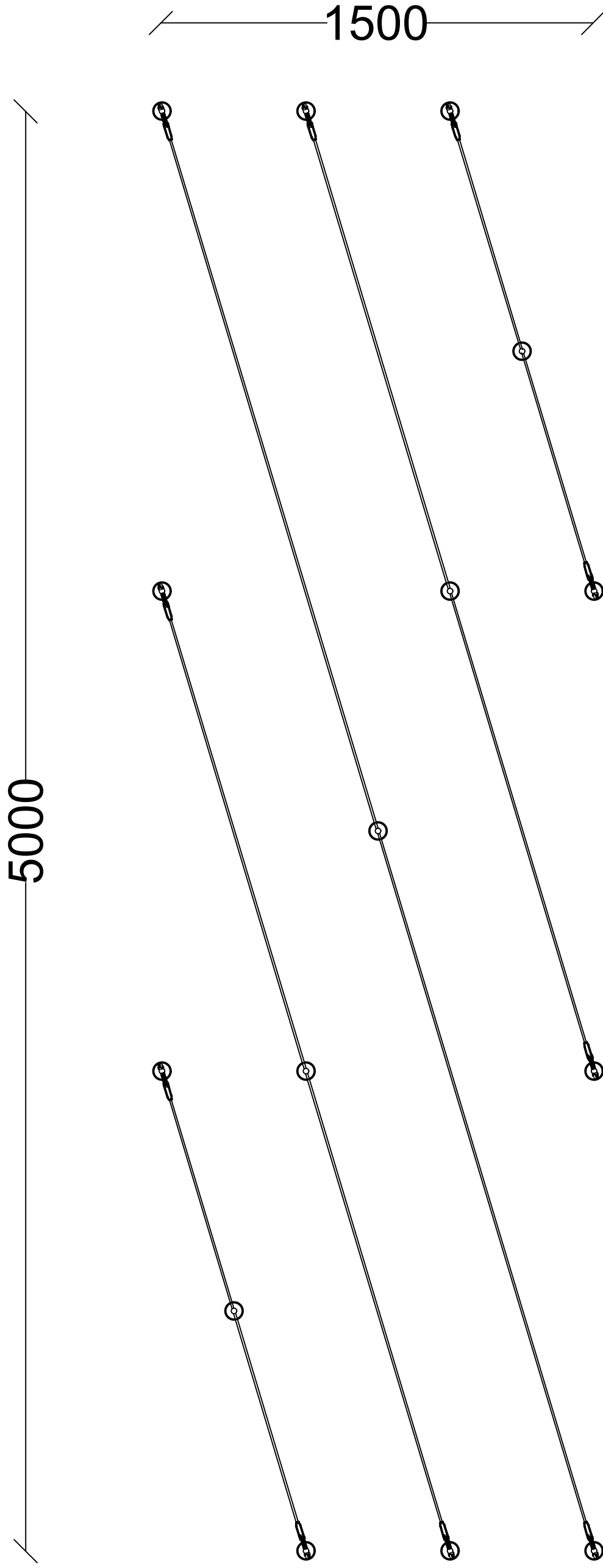
Wall Bracket: 15x  
Wire Tensioner: 16x  
Wire: 29.4 m



**milford**

Project name:		<b>Wiresystem #1</b>			Walgerholm 13-15 DK 3500 Værløse tel +45 44971099 en.milford.dk	
Product Category:		<b>Wire systems</b>		Drawing Type: <b>Principle</b>		
Date: 23/09/2022	Initials: AGJ	Scale: 1:16	Sheet: A3	Rev.: 0	Page no. 1 of 1	
Note that this drawing is for illustration purposes only. It relies on the project engineer and/or contractor to check all details and determine its suitability for use.						

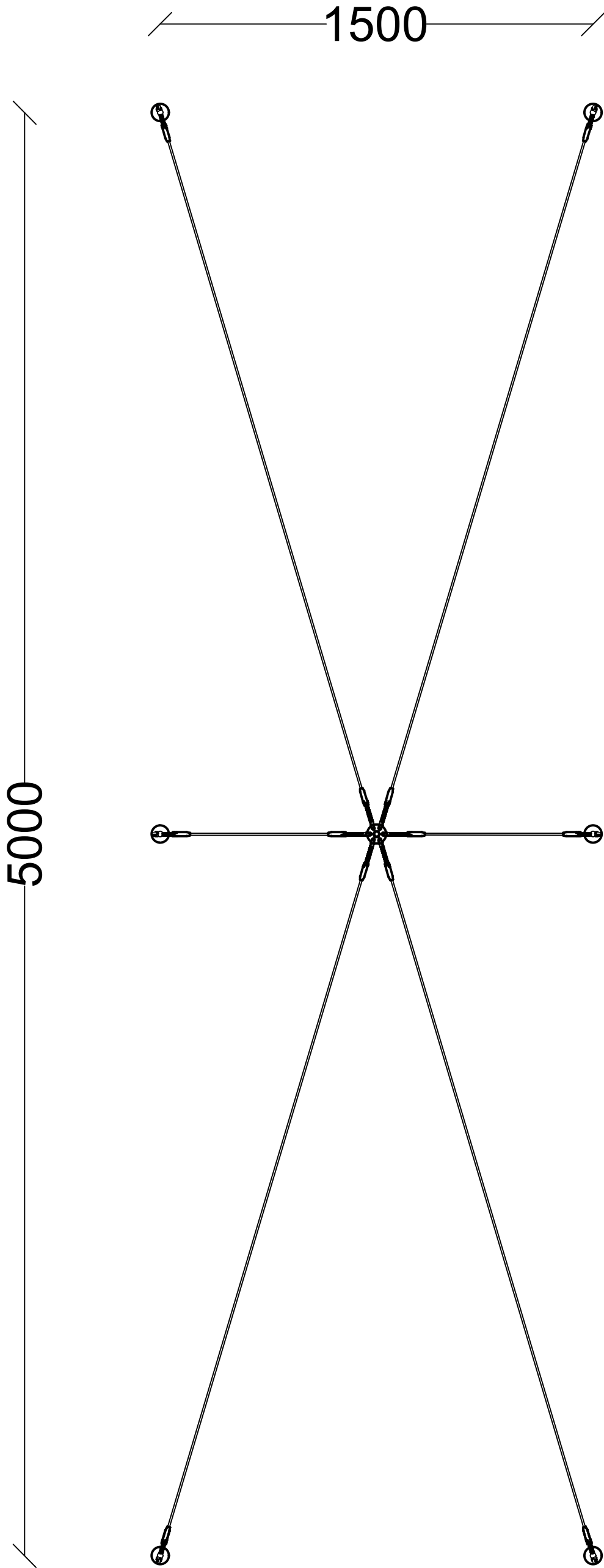
Wall Bracket: 15x  
 Wire Tensioner: 10x  
 Wire: 15.7 m



**milford**

Project name:		<b>Wiresystem #2</b>			Walgerholm 13-15 DK 3500 Værløse tel +45 44971099 en.milford.dk
Product Category:		<b>Wire systems</b>	Drawing Type: <b>Principle</b>		
Date: 23-09-2022	Initials: AGJ	Scale: 1:16	Sheet: A3	Rev.: 0	Page no. 1 of 1
Note that this drawing is for illustration purposes only. It relies on the project engineer and/or contractor to check all details and determine its suitability for use.					

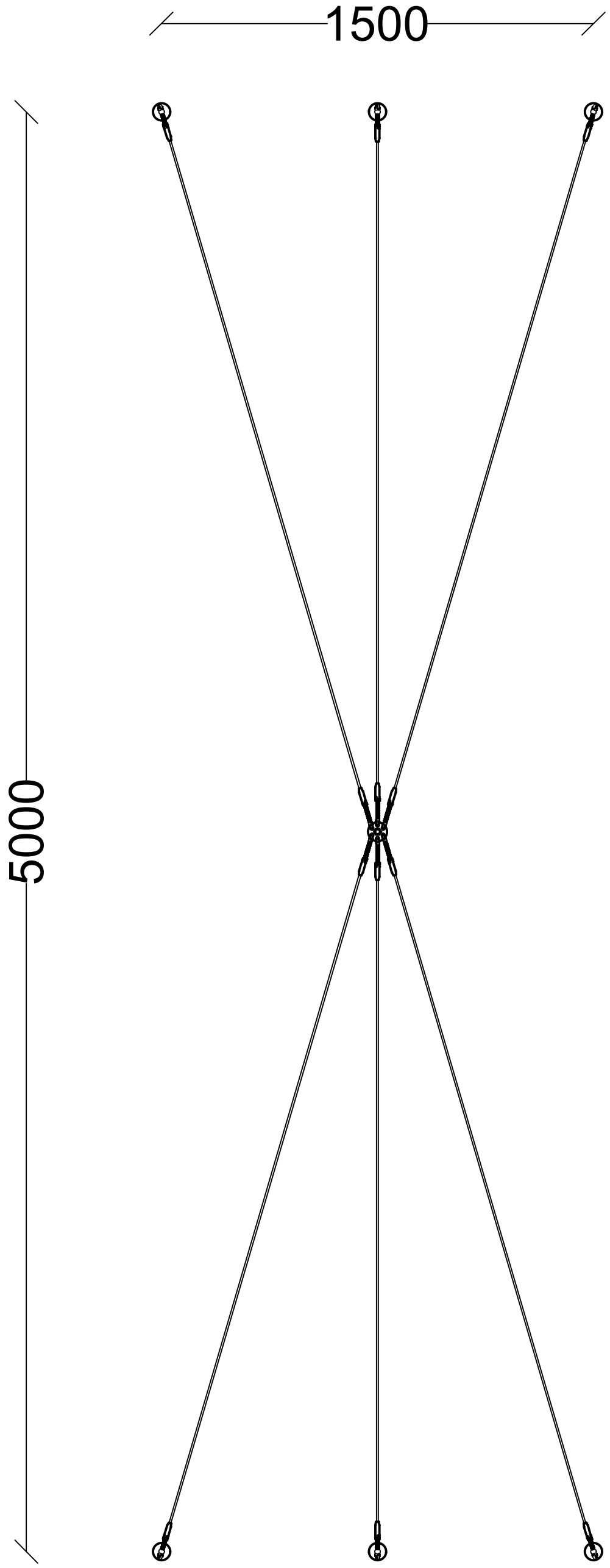
Wall Bracket: 6x  
 6-Wire Rosette: 1x  
 Wire Tensioner: 6x  
 Wire Forktensioner: x6  
 Wire: 12 m



**milford**

Project name:		<b>Wiresystem #3</b>			Walgerholm 13-15 DK 3500 Værløse tel +45 44971099 en.milford.dk	
Product Category:		<b>Wire systems</b>		Drawing Type: <b>Principle</b>		
Date: 23-09-2022	Initials: AGJ	Scale: 1:16	Sheet: A3	Rev.: 0	Page no. 1 of 1	
<small>Note that this drawing is for illustration purposes only. It relies on the project engineer and/or contractor to check all details and determine its suitability for use.</small>						

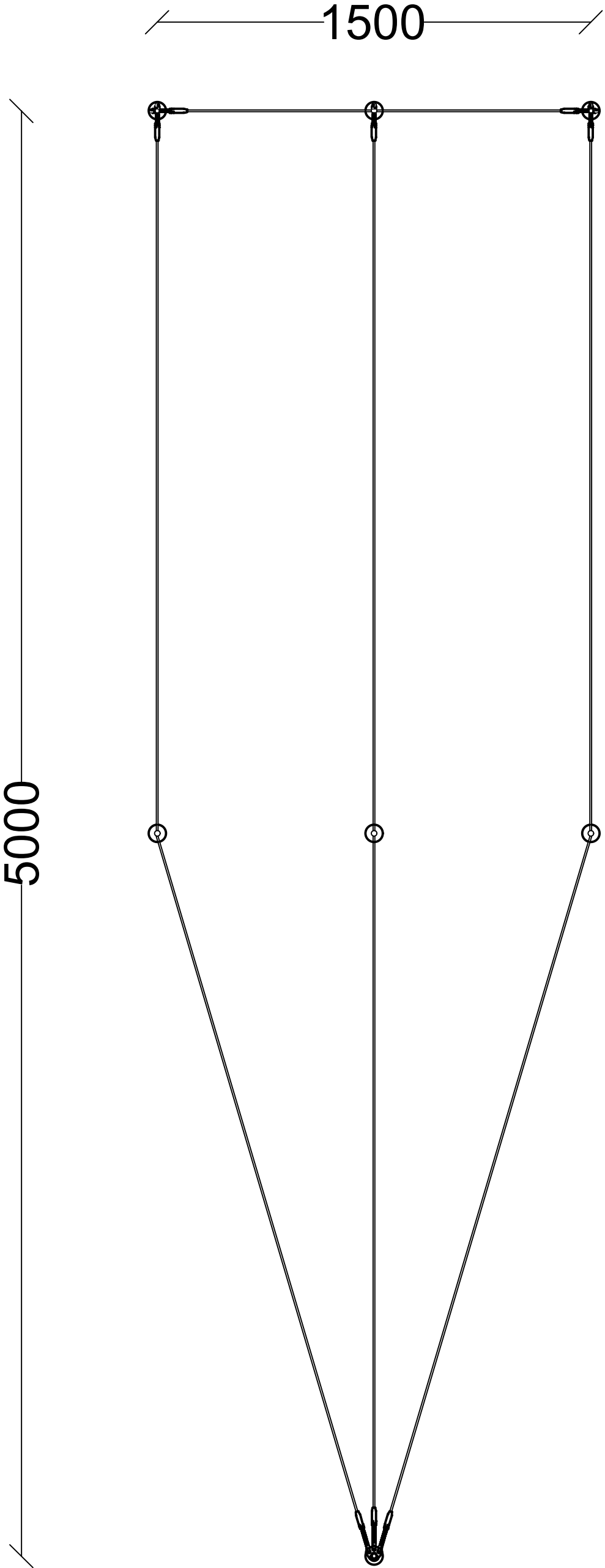
Wall Bracket: 6x  
 6-Wire Rosette: 1x  
 Wire Tensioner: 6x  
 Wire Forktensioner: x6  
 Wire: 15.4 m



**milford**

Project name:		<b>Wiresystem #4</b>			Walgerholm 13-15 DK 3500 Værløse tel +45 44971099 en.milford.dk	
Product Category:		<b>Wire systems</b>		Drawing Type: <b>Principle</b>		
Date: 23-09-2022	Initials: AGJ	Scale: 1:16	Sheet: A3	Rev.: 0	Page no. 1 of 1	
<small>Note that this drawing is for illustration purposes only. It relies on the project engineer and/or contractor to check all details and determine its suitability for use.</small>						

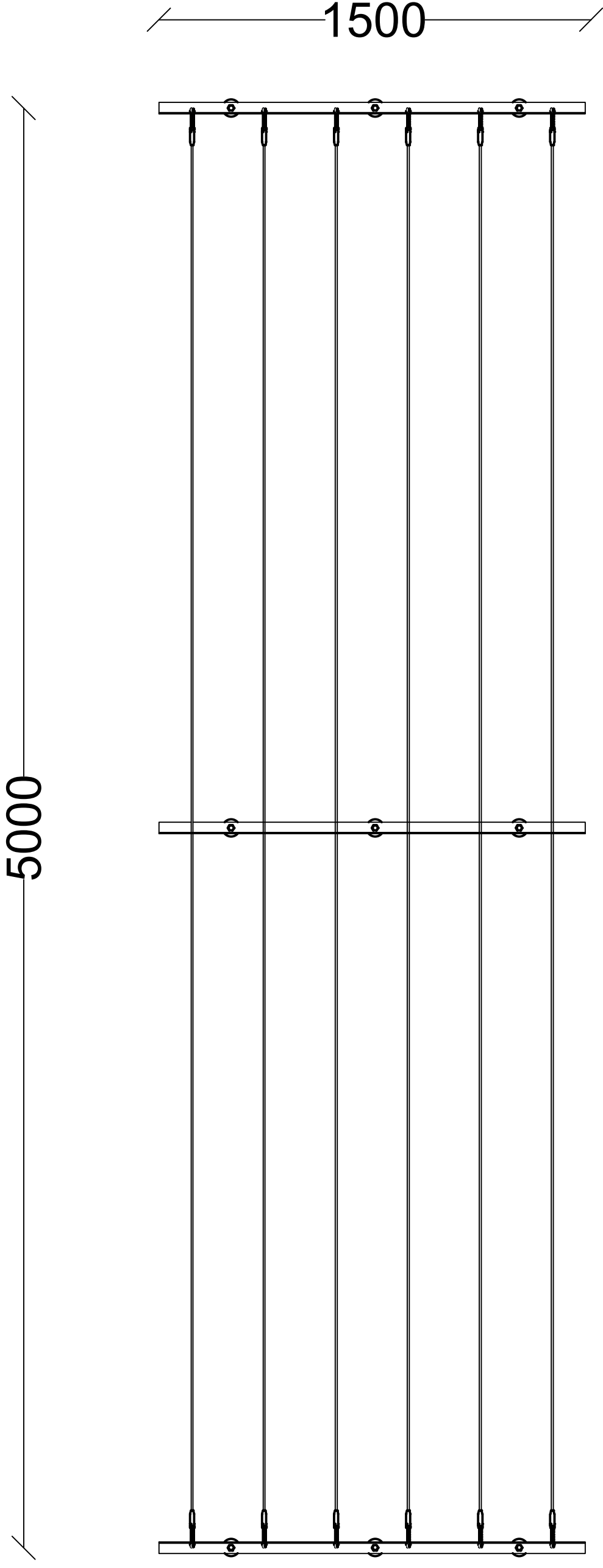
Wall Bracket: 6x  
 3-Wire Rosette: 1x  
 Wire Tensioner: 5x  
 Wire Forktensioner: x3  
 Wire: 16.7 m



**milford**

Project name:		<b>Wiresystem #5</b>			Walgerholm 13-15 DK 3500 Værløse tel +45 44971099 en.milford.dk	
Product Category:		<b>Wire systems</b>		Drawing Type: <b>Principle</b>		
Date: 23-09-2022	Initials: AGJ	Scale: 1:16	Sheet: A3	Rev.: 0	Page no. 1 of 1	
<small>Note that this drawing is for illustration purposes only. It relies on the project engineer and/or contractor to check all details and determine its suitability for use.</small>						

Wall Bracket: 9x  
 Facade-rail: 3x  
 Wire Tensioner: 12x  
 Wire: 30 m



**milford**

Project name:		<b>Wiresystem #6</b>			Walgerholm 13-15 DK 3500 Værløse tel +45 44971099 en.milford.dk
Product Category:		Wire systems	Drawing Type: Principle		
Date: 23-09-2022	Initials: AGJ	Scale: 1:16	Sheet: A3	Rev.: 0	Page no. 1 of 1
Note that this drawing is for illustration purposes only. It relies on the project engineer and/or contractor to check all details and determine its suitability for use.					