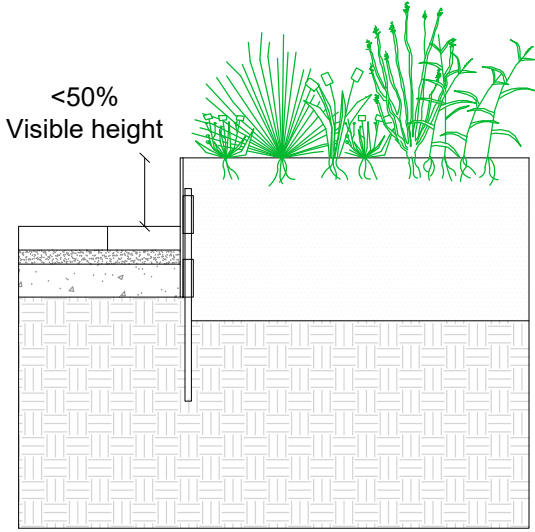





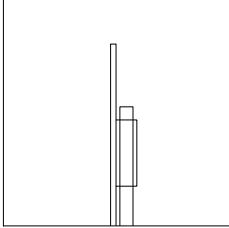
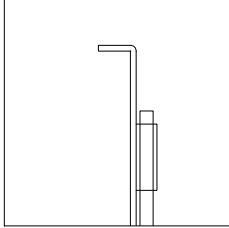
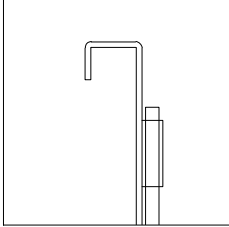
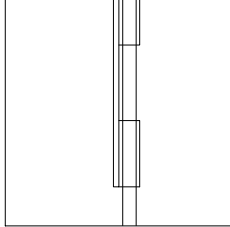
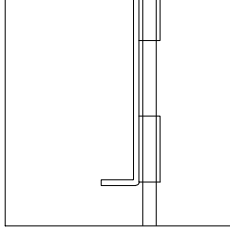
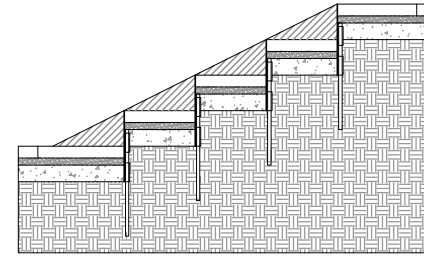
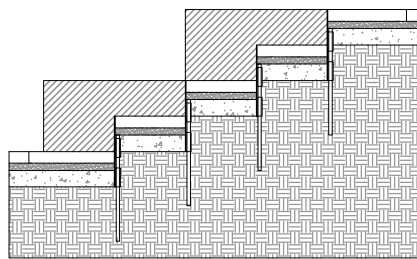
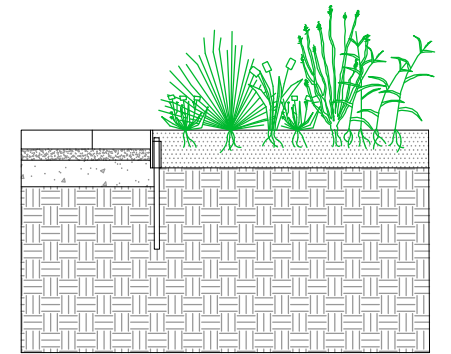
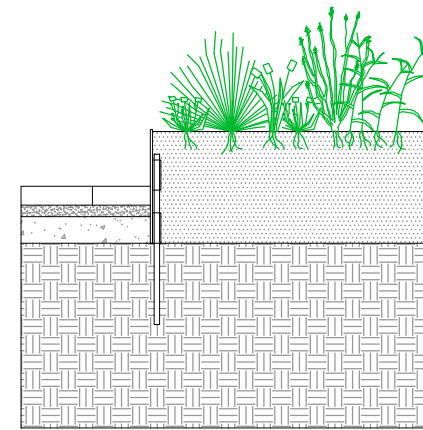
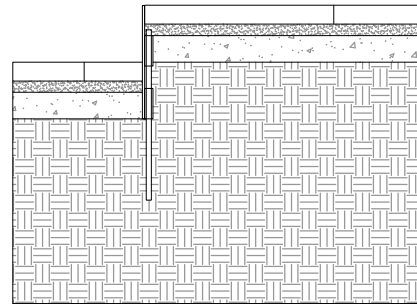
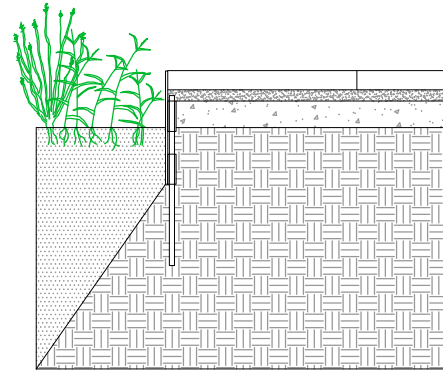
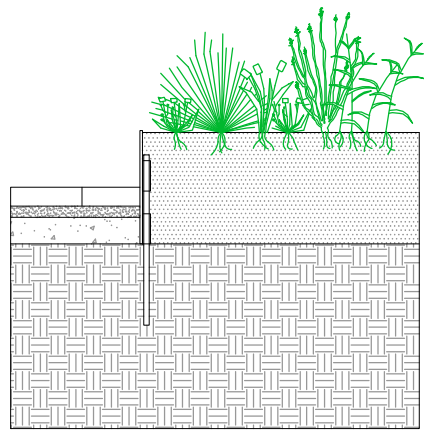


| Installation type | Material | Top detail | Bottom detail |
|---|--|--|--|
|  | <ul style="list-style-type: none">  Untreated  Corten  Galvanized  Powder coated  Rus10-coated | <div style="display: flex; justify-content: space-around;"> <div style="text-align: center;">  Straight </div> <div style="text-align: center;">  Single fold outwards </div> </div> <div style="text-align: center; margin-top: 20px;">  Double fold outwards </div> | <div style="display: flex; justify-content: space-around;"> <div style="text-align: center;">  Straight </div> <div style="text-align: center;">  Single fold outwards </div> </div> |

Applications



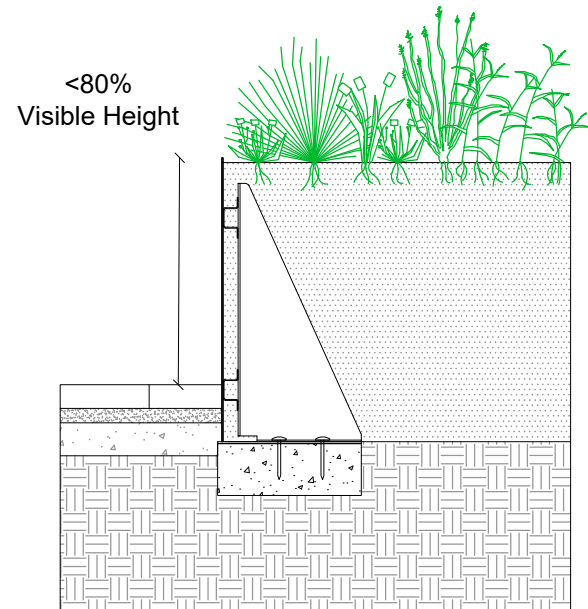
| | | | | | |
|---|-----------|--------------------------------|-----------|---------|--|
| Contrast Freestyle In Terrain <150mm | | | | | Walgerholm 13-15 DK 3500 Værløse tel +45 44971099 en.milford.dk |
| Product Category: Edging | | Drawing Type: Principle | | | |
| Date: 12/07/2021 | Initials: | Scale: NTS | Sheet: A3 | Rev.: 0 | Page no. 1 of 1 |
| Note that this drawing is for illustration purposes only. It relies on the project engineer and/or contractor to check all details and determine its suitability for use. | | | | | |

Installation type

Material

Top detail

Bottom detail



Untreated



Corten



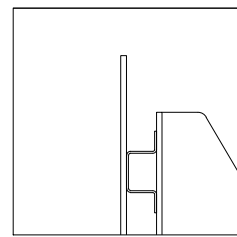
Galvanized



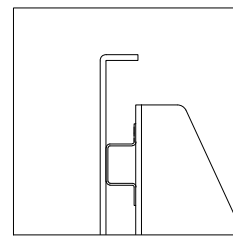
Powder coated



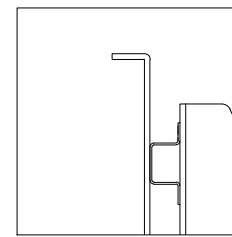
Rus10-coated



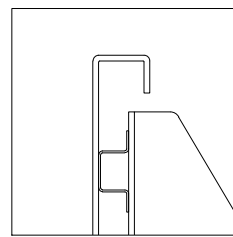
Straight



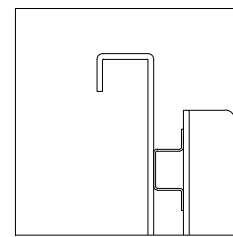
Single fold inwards



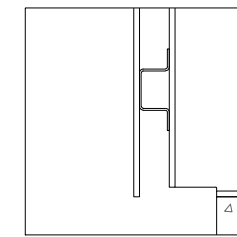
Single fold outwards



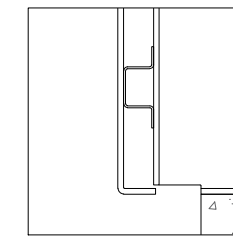
Double fold inwards



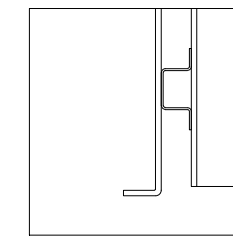
Double fold outwards



Straight

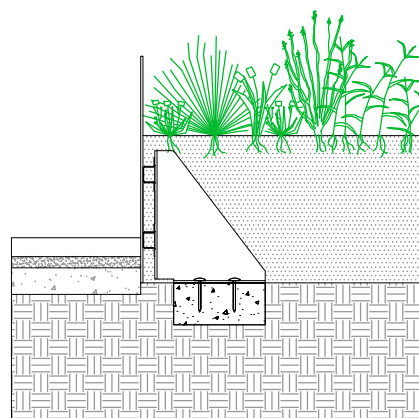
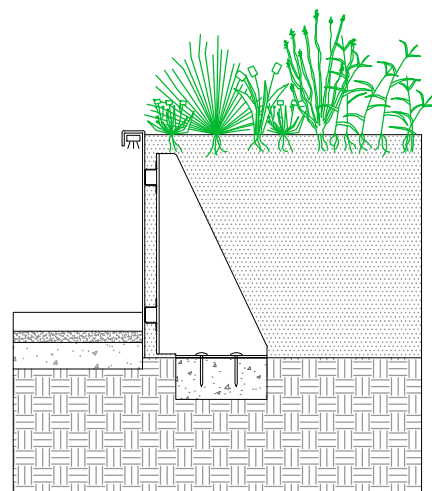
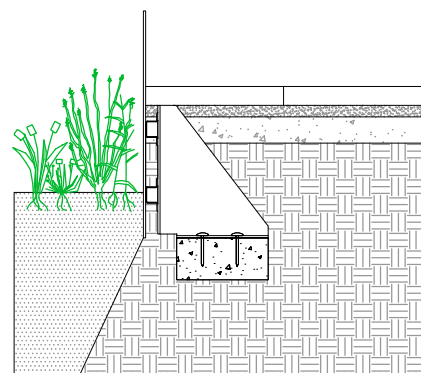
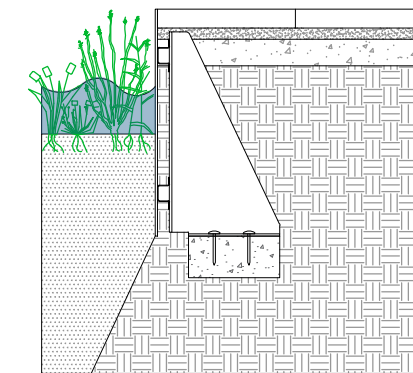
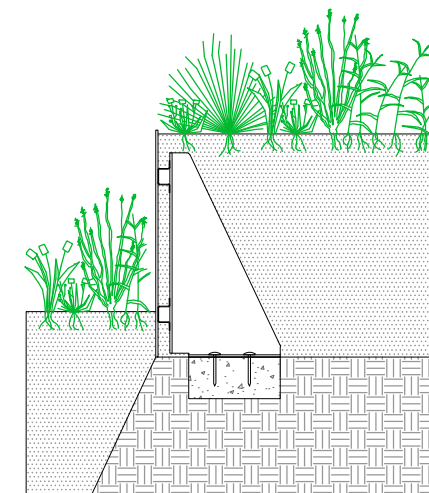
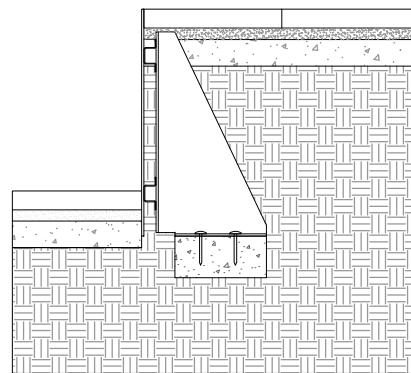
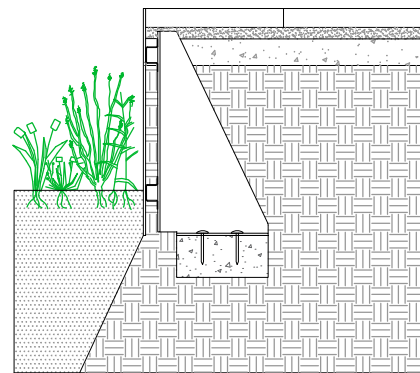
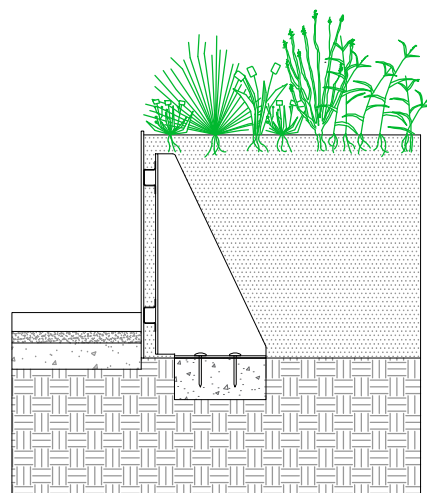


Single fold inwards



Single fold outwards

Applications



Contrast Freestyle In Terrain >150mm

Product Category:

Edging

Drawing Type:

Principle

Date: 12/07/2021

Initials:

Scale: NTS

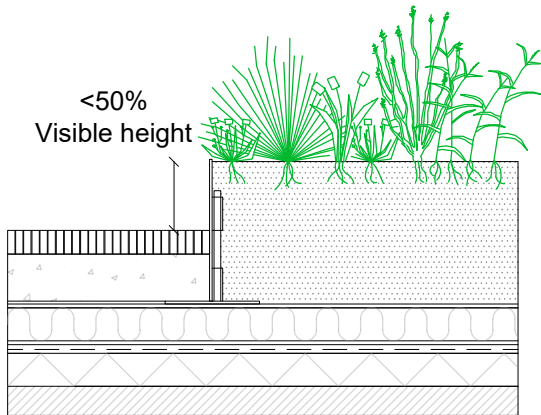





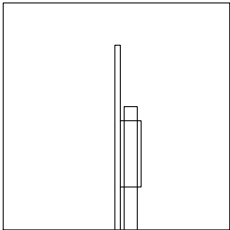
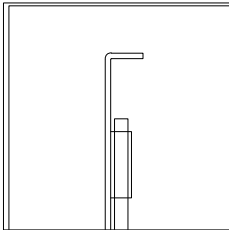
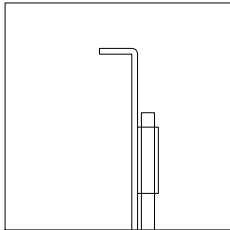
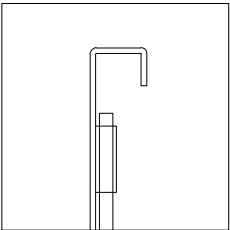
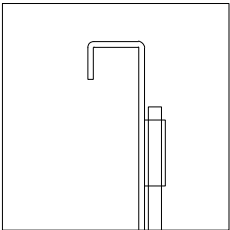
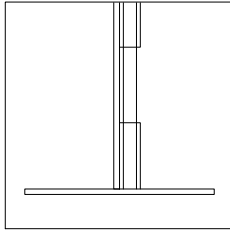
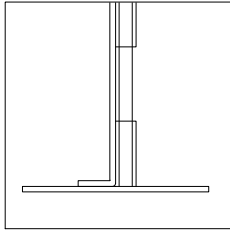
Sheet: A3

Rev.: 0

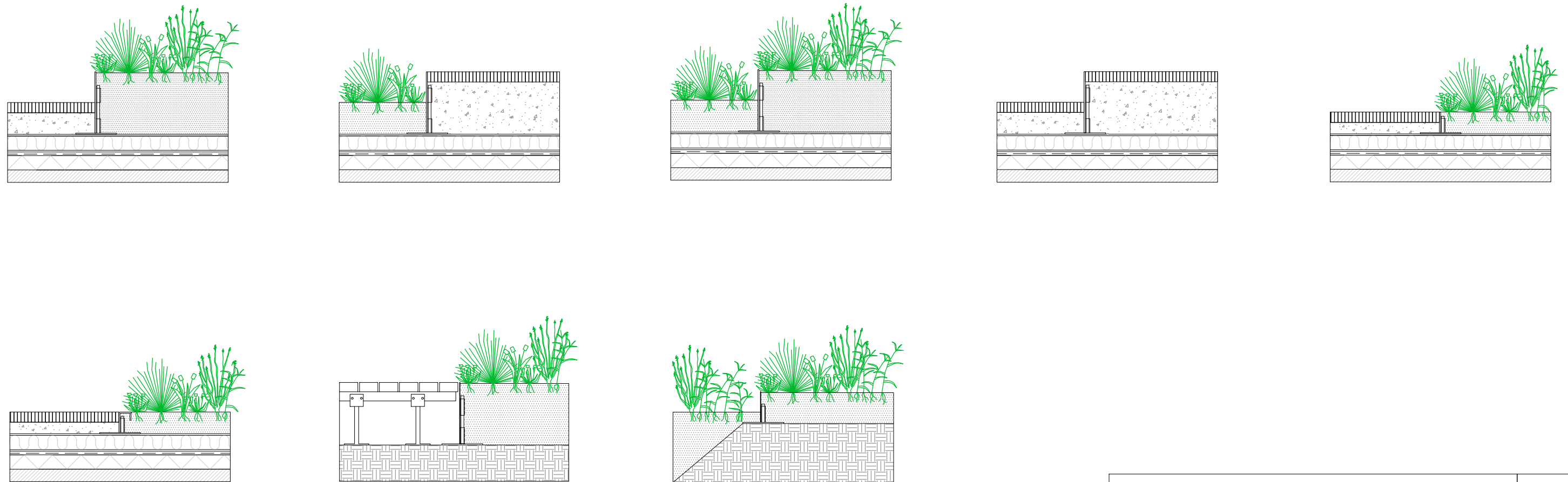
Page no. 1 of 1

Note that this drawing is for illustration purposes only. It relies on the project engineer and/or contractor to check all details and determine its suitability for use.

Walgerholm 13-15
DK 3500 Værløse
tel +45 44971099
en.milford.dk

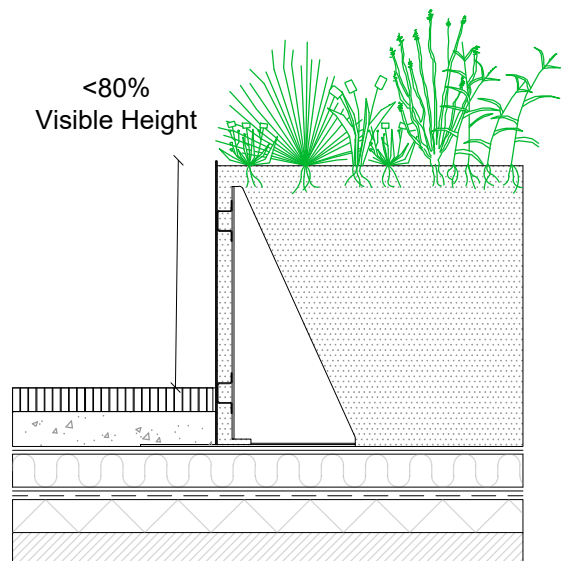
| Installation type | Material | Top detail | Bottom detail |
|---|--|--|--|
|  | <ul style="list-style-type: none">  Untreated  Corten  Galvanized  Powder coated  Rus10-coated | <div style="display: flex; flex-wrap: wrap; justify-content: space-around;"> <div style="text-align: center; margin: 5px;">  Straight </div> <div style="text-align: center; margin: 5px;">  Single fold inwards </div> <div style="text-align: center; margin: 5px;">  Single fold outwards </div> <div style="text-align: center; margin: 5px;">  Double fold inwards </div> <div style="text-align: center; margin: 5px;">  Double fold outwards </div> </div> | <div style="display: flex; justify-content: space-around;"> <div style="text-align: center;">  Straight </div> <div style="text-align: center;">  Single fold outwards </div> </div> |

Applications



| | | | | | |
|---|-----------|--------------------------------|-----------|---------|--|
| Contrast Freestyle On Roof <150mm | | | | | Walgerholm 13-15 DK 3500 Værløse tel +45 44971099 en.milford.dk |
| Product Category: Edging | | Drawing Type: Principle | | | |
| Date: 12/07/2021 | Initials: | Scale: NTS | Sheet: A3 | Rev.: 0 | Page no. 1 of 1 |
| Note that this drawing is for illustration purposes only. It relies on the project engineer and/or contractor to check all details and determine its suitability for use. | | | | | |

Installation type



Material



Untreated



Corten



Galvanized

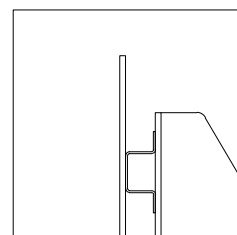


Powder coated

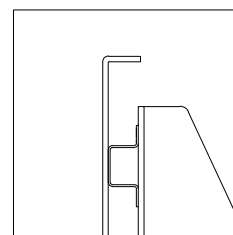


Rus10-coated

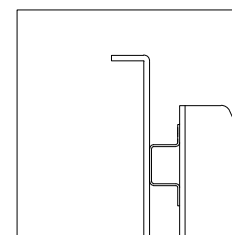
Top detail



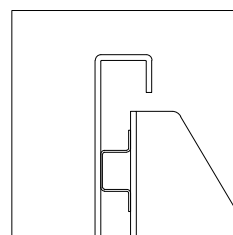
Straight



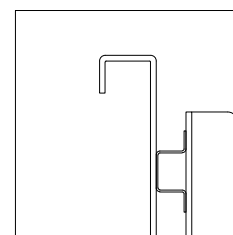
Single fold inwards



Single fold outwards

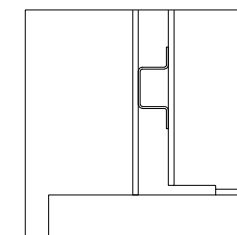


Double fold inwards

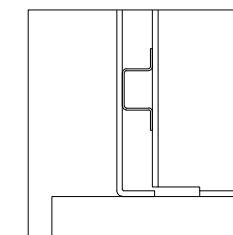


Double fold outwards

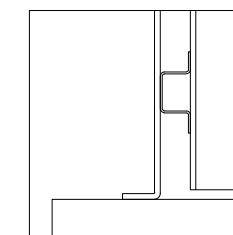
Bottom detail



Straight

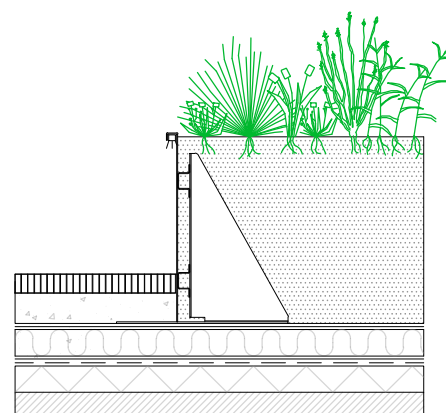
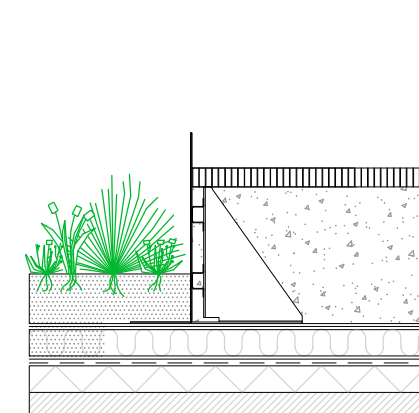
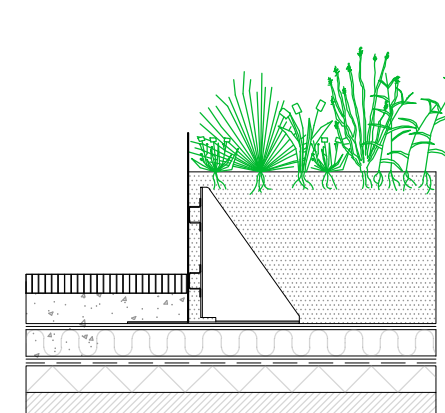
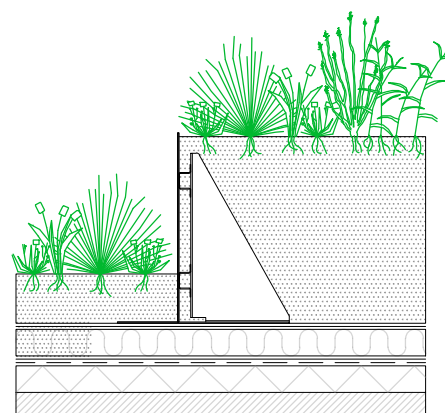
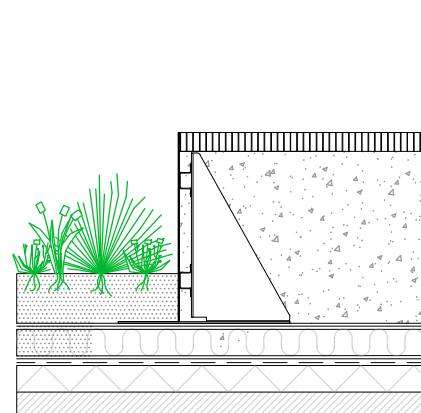
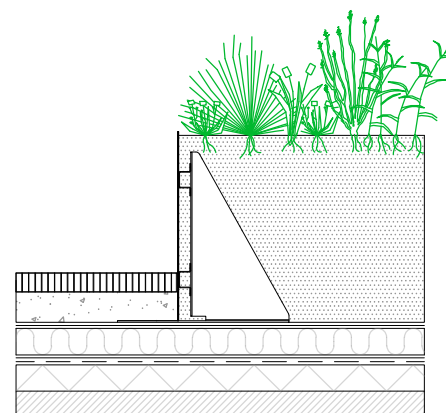


Single fold inwards



Single fold outwards

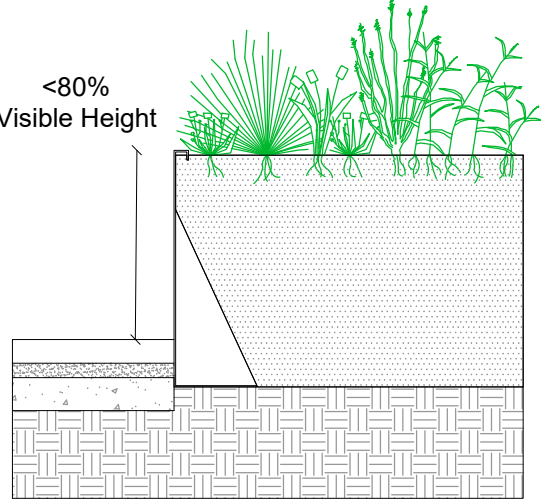





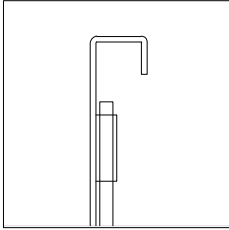
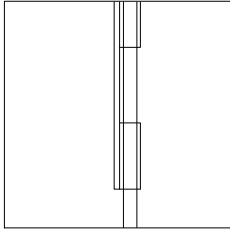
Applications



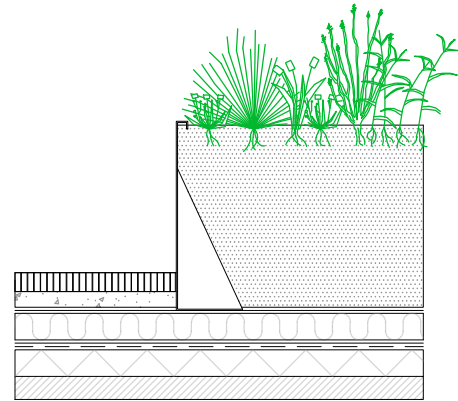
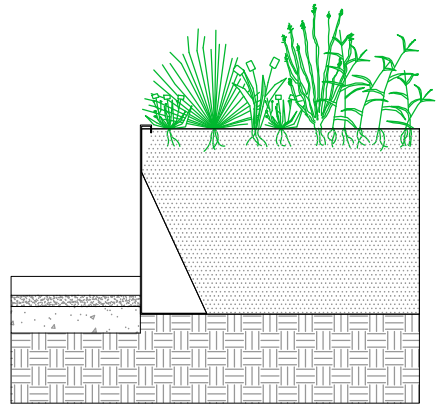
Contrast Freestyle On Roof >150mm

| | | | | | |
|---------------------------------|-----------|--------------------------------|-----------|--|-----------------|
| Product Category: Edging | | Drawing Type: Principle | | Walgerholm 13-15 DK 3500 Værløse tel +45 44971099 en.milford.dk | |
| Date: 12/07/2021 | Initials: | Scale: NTS | Sheet: A3 | Rev.: 0 | Page no. 1 of 1 |

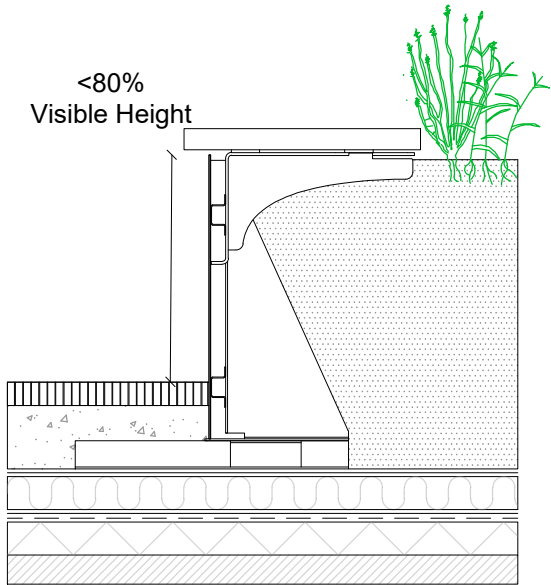





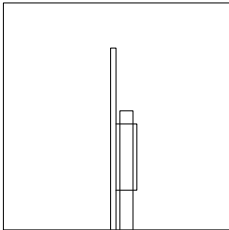
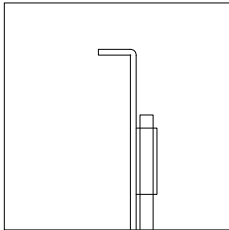
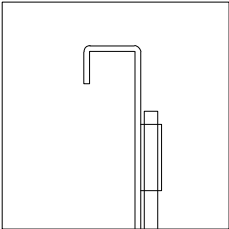
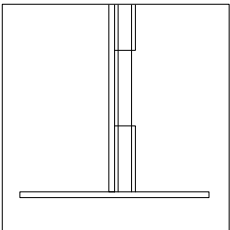
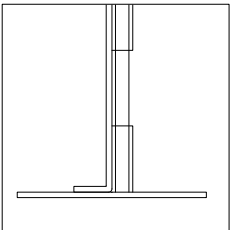
Note that this drawing is for illustration purposes only. It relies on the project engineer and/or contractor to check all details and determine its suitability for use.

| Installation type | Material | Top detail | Bottom detail |
|---|--|---|---|
|  | <ul style="list-style-type: none">  Untreated  Corten  Galvanized  Powder coated  Rus10-coated |  <p style="text-align: center;">Double fold outwards</p> |  <p style="text-align: center;">Straight</p> |

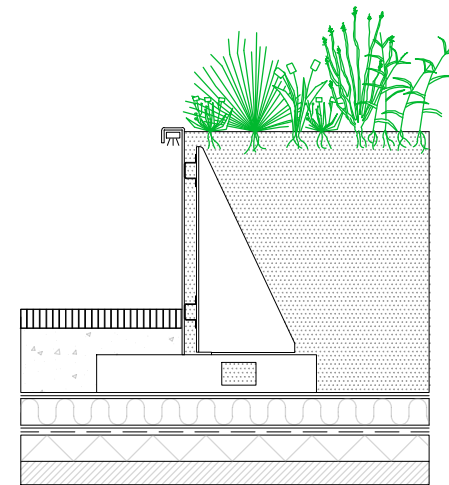


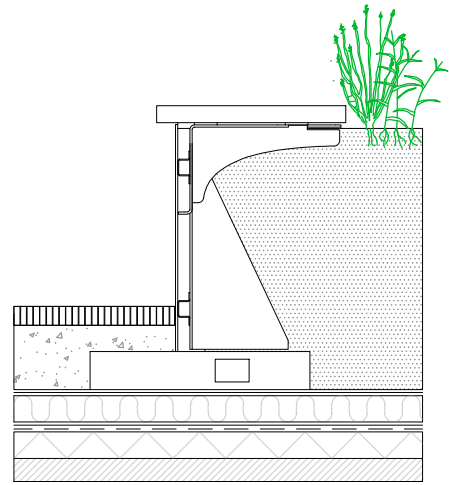
Applications



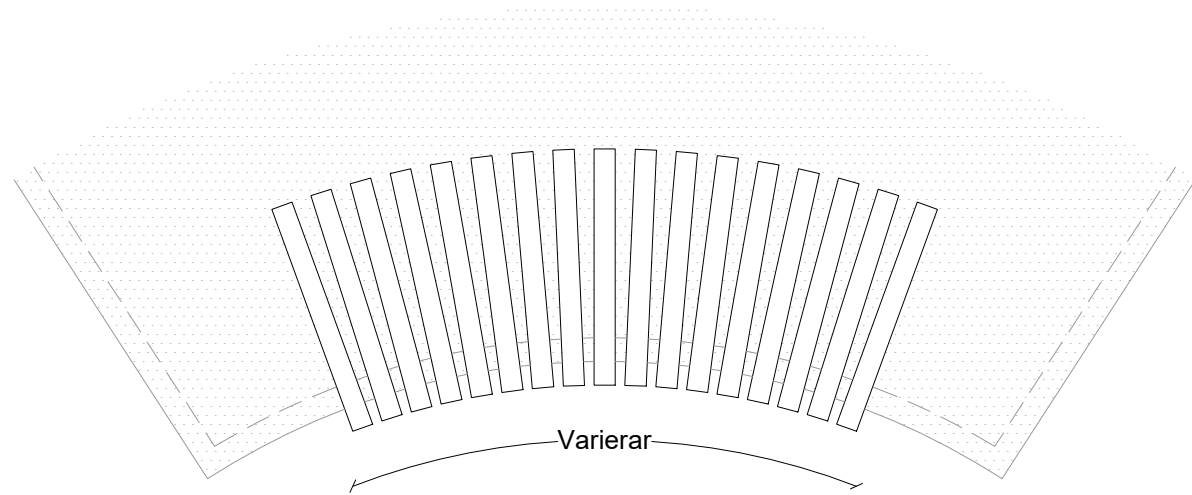
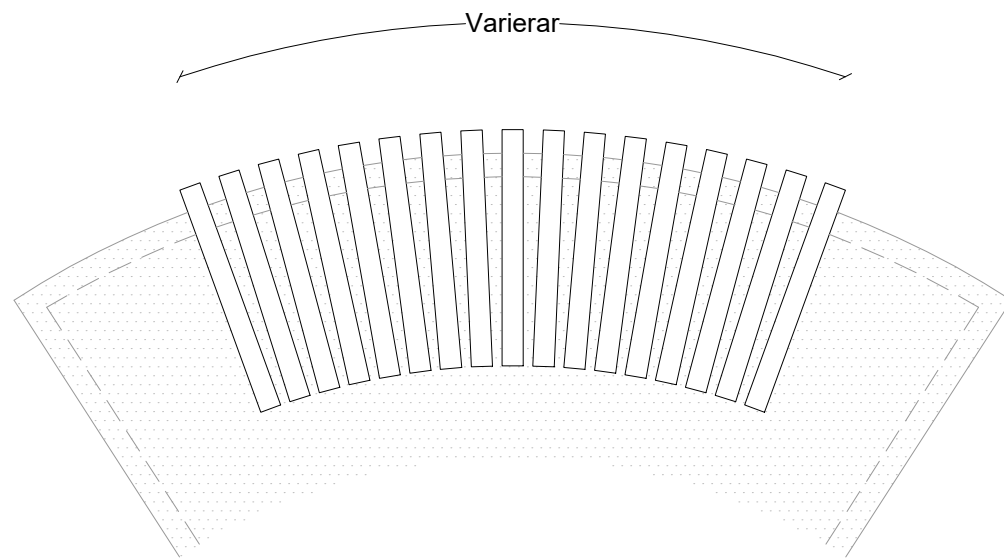
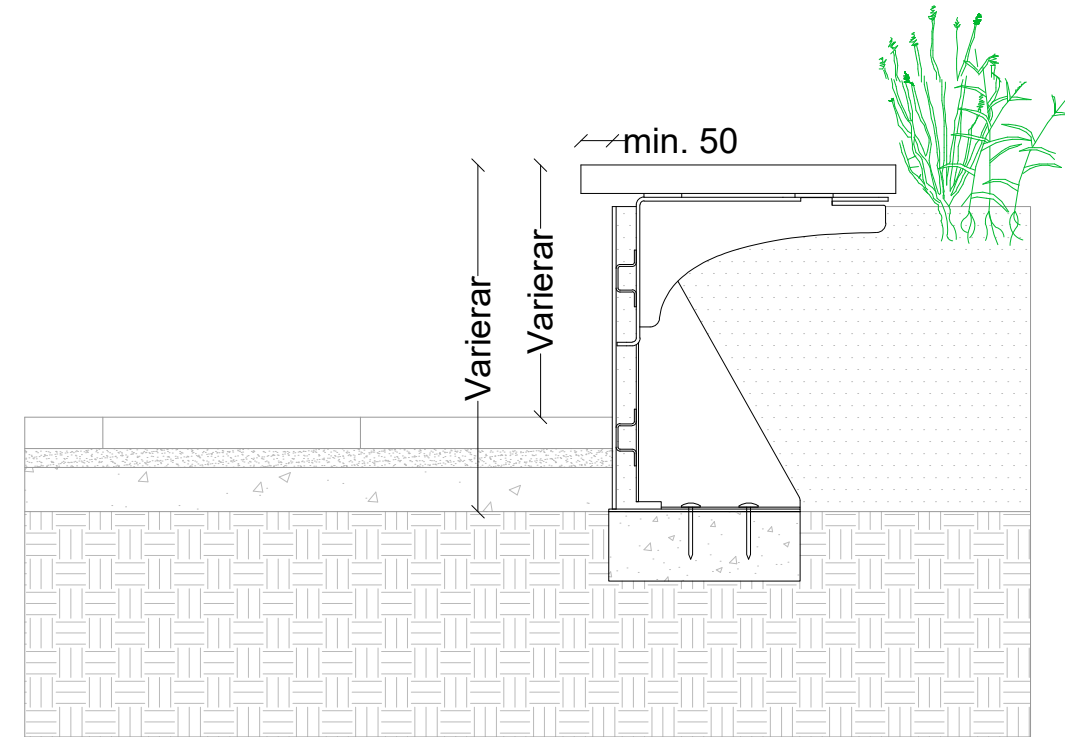
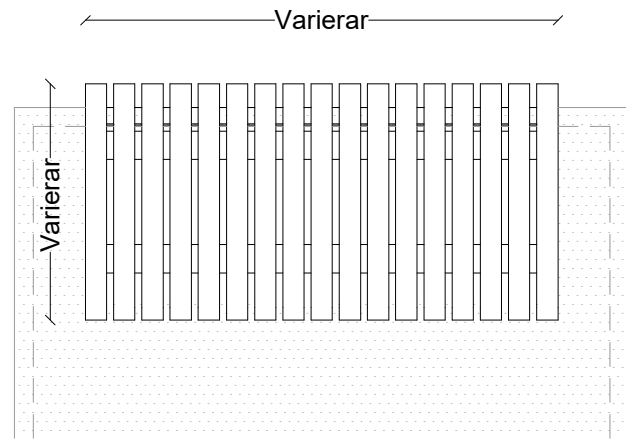
| | | | | | |
|---|-----------|--------------------------------|------------------|----------------|--|
| Contrast Freestyle In Terrain and Roof | | | | | Walgerholm 13-15 DK 3500 Værløse tel +45 44971099 en.milford.dk |
| Product Category: Edging | | Drawing Type: Principle | | | |
| Date: 12/07/2021 | Initials: | Scale: NTS | Sheet: A3 | Rev.: 0 | Page no. 1 of 1 |
| Note that this drawing is for illustration purposes only. It relies on the project engineer and/or contractor to check all details and determine its suitability for use. | | | | | |

| Installation type | Material | Top detail | Bottom detail |
|---|--|---|--|
|  | <ul style="list-style-type: none">  Untreated  Corten  Galvanized  Powder coated  Rus10-coated | <div style="display: flex; justify-content: space-around;"> <div style="text-align: center;">  <p>Straight</p> </div> <div style="text-align: center;">  <p>Single fold outwards</p> </div> </div> <div style="text-align: center; margin-top: 20px;">  <p>Double fold outwards</p> </div> | <div style="display: flex; justify-content: space-around;"> <div style="text-align: center;">  <p>Straight</p> </div> <div style="text-align: center;">  <p>Single fold outwards</p> </div> </div> |

Applications

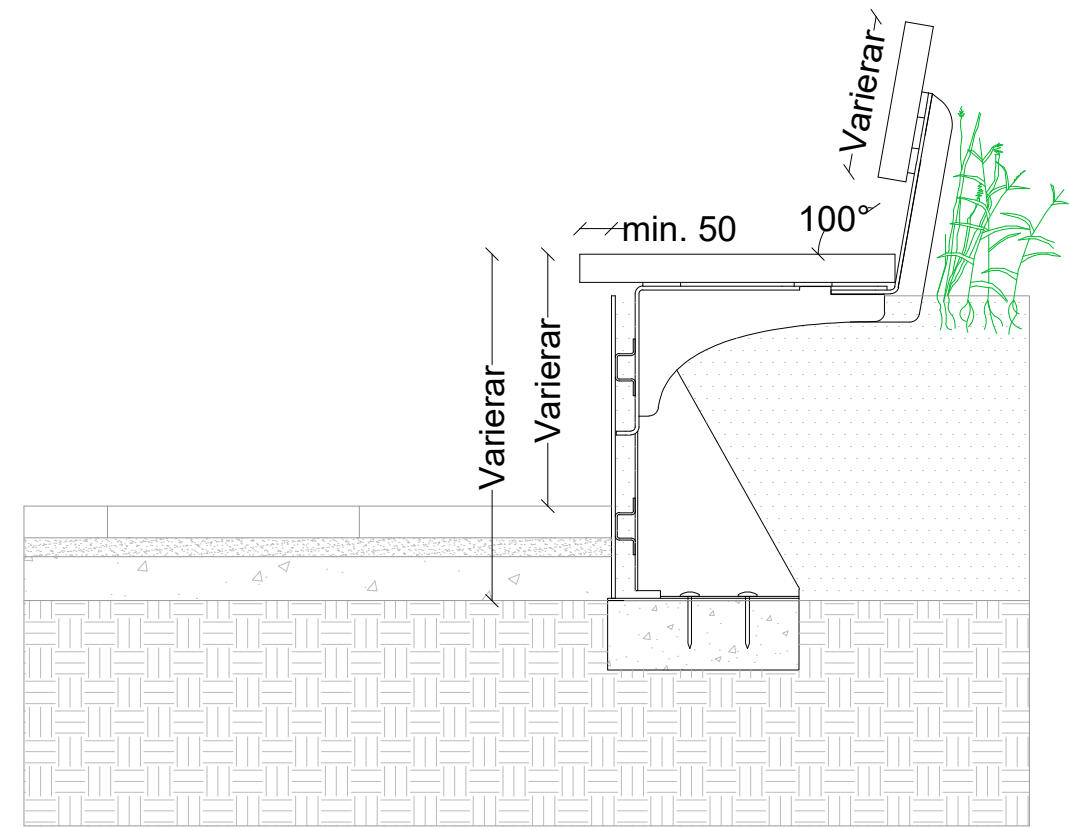
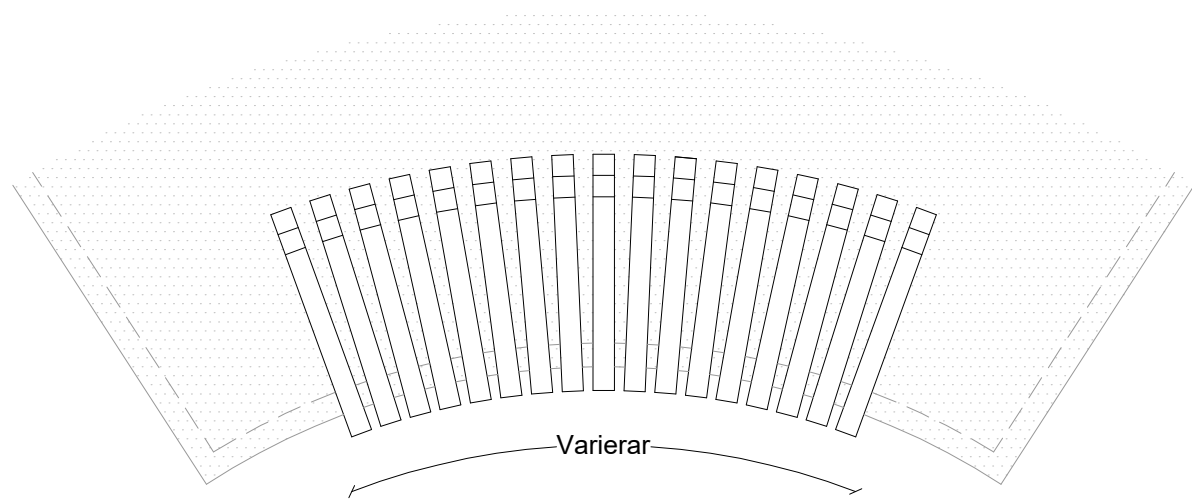
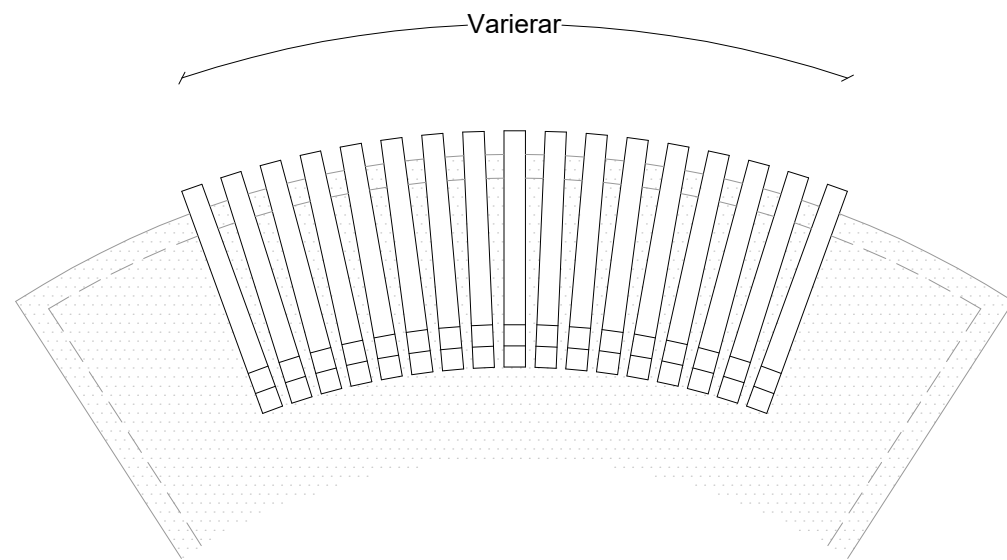
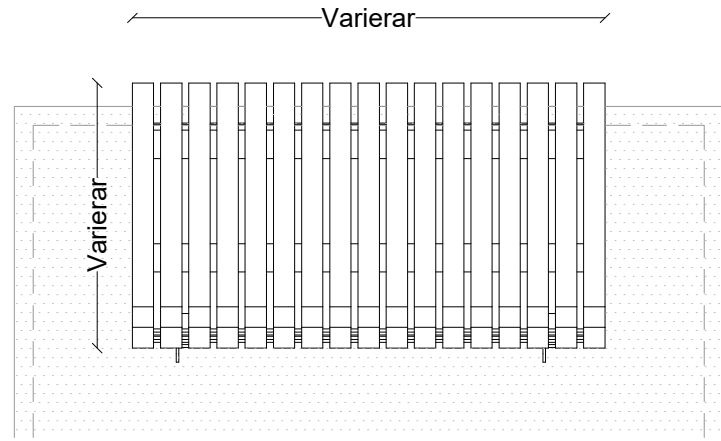


| | | | | | |
|---|-----------|--------------------------------|-----------|---------|--|
| Contrast Freestyle On Roof w. Bench <150mm | | | | | Walgerholm 13-15 DK 3500 Værløse tel +45 44971099 en.milford.dk |
| Product Category: Edging | | Drawing Type: Principle | | | |
| Date: 12/07/2021 | Initials: | Scale: NTS | Sheet: A3 | Rev.: 0 | Page no. 1 of 1 |
| Note that this drawing is for illustration purposes only. It relies on the project engineer and/or contractor to check all details and determine its suitability for use. | | | | | |

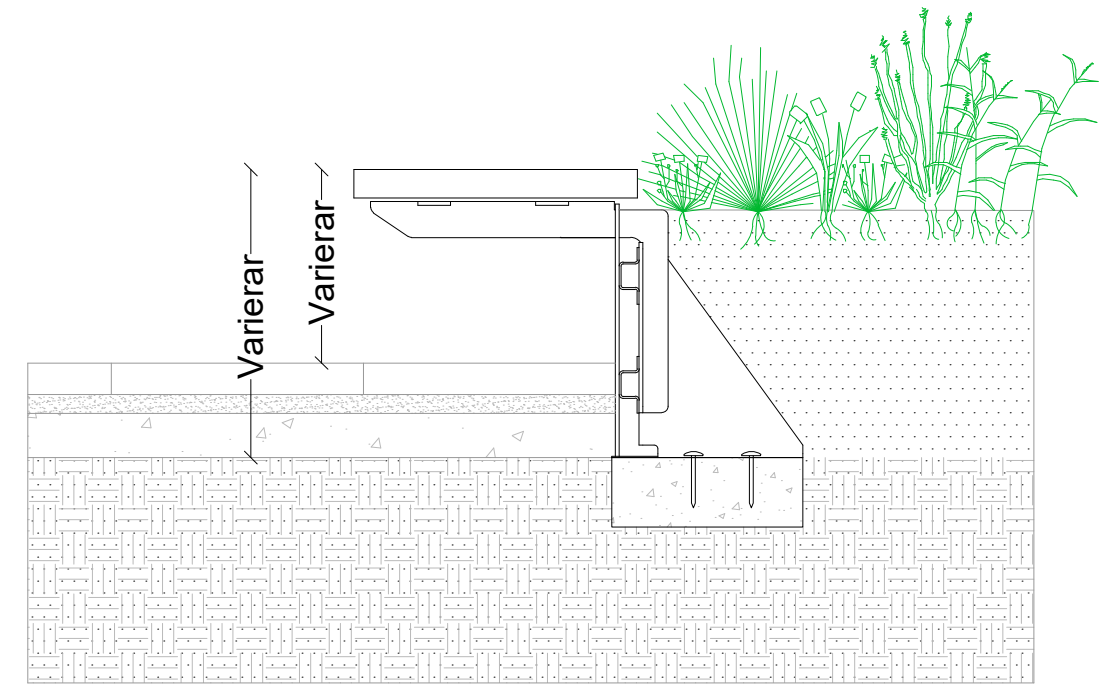
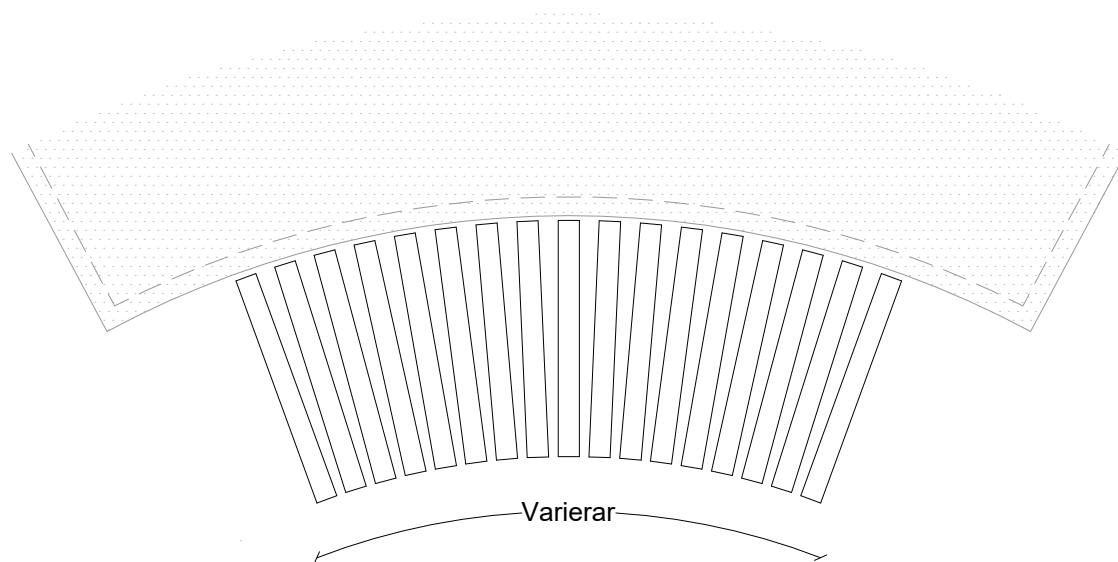
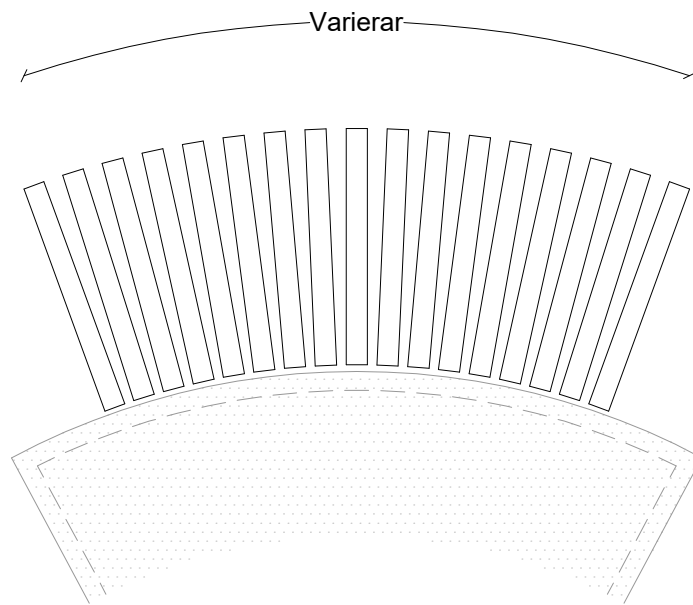
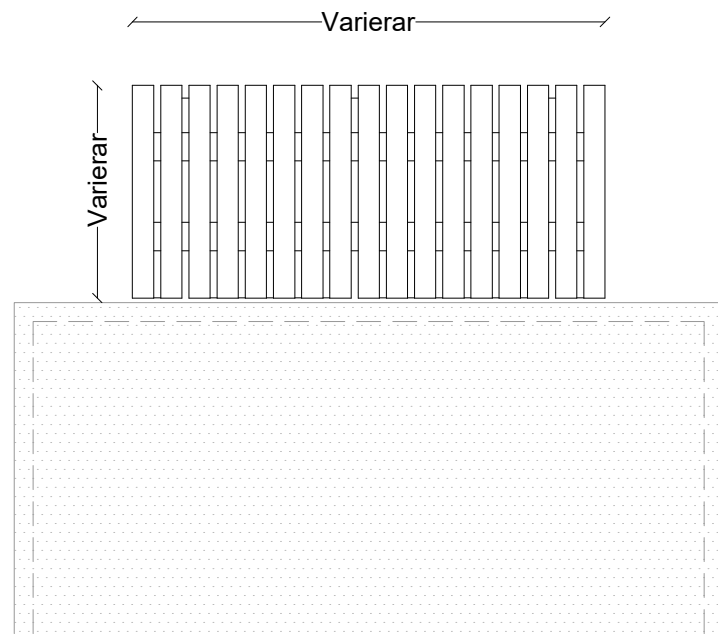


milford

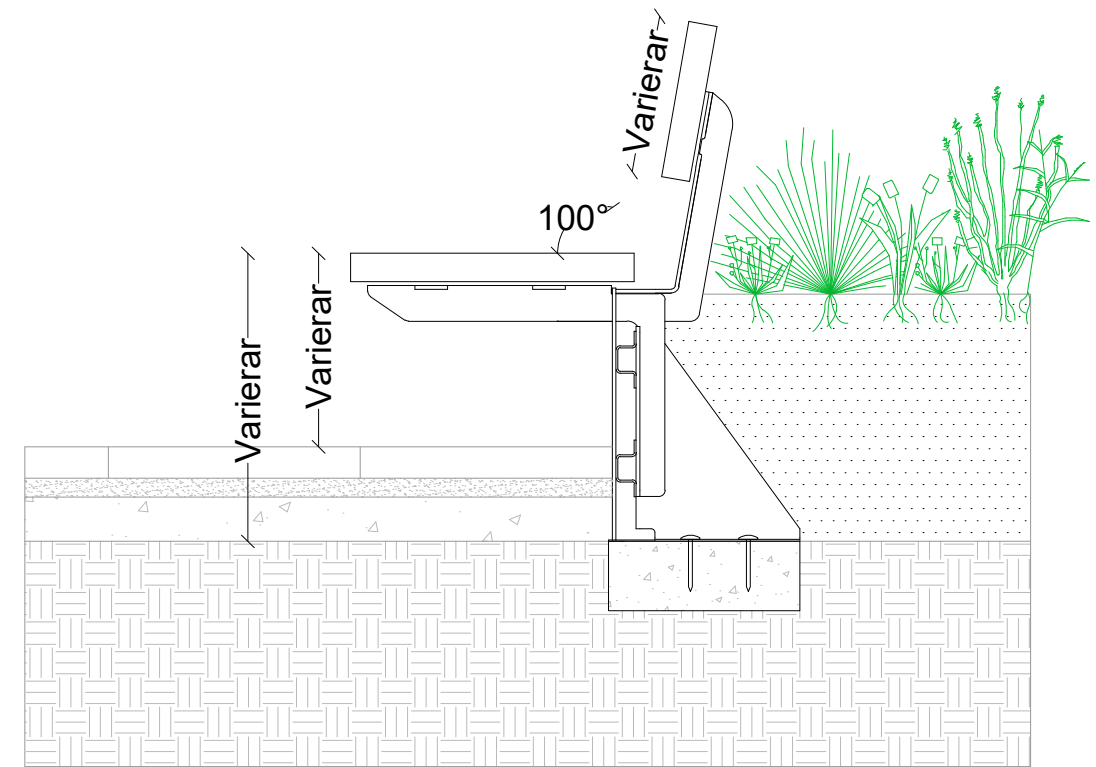
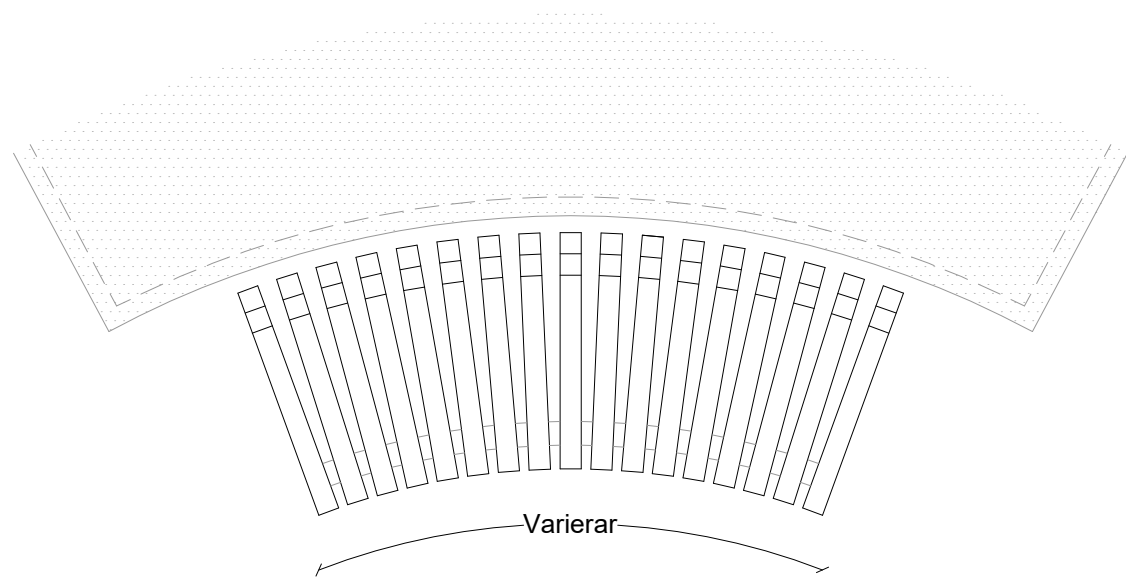
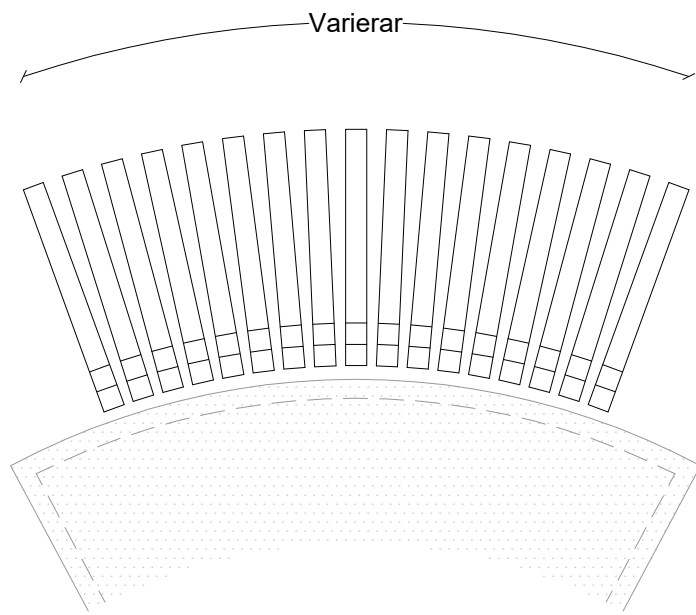
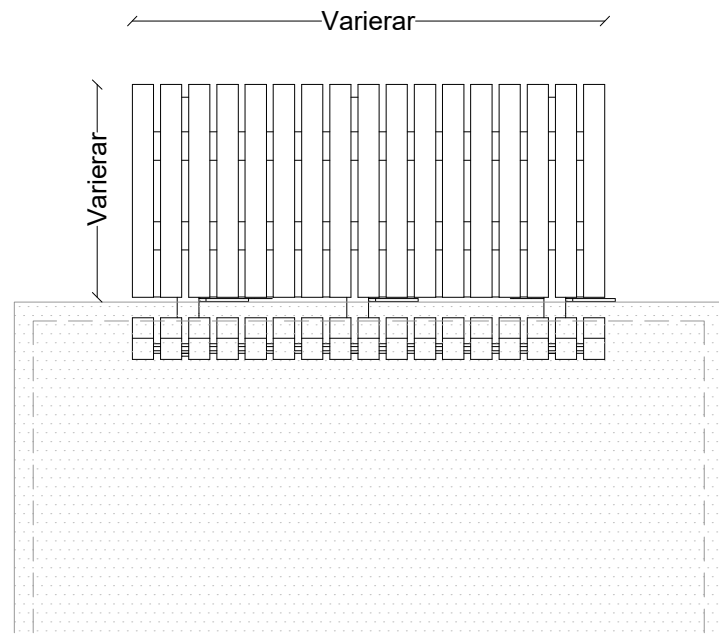
| | | | | | | | | | | | |
|---|------------|----------|--------------|---------|---|------|----|-------|---|-----------|--------|
| Projektnamn: | | CF Bänk | | | WHB & Milford landskap Stenbrovågen 28 SE-253 68 Helsingborg tel (+46) 85 25 03 880 se.milford.dk | | | | | | |
| Produktkategori: | | Kantstöd | Ritning typ: | Princip | | | | | | | |
| Datum | 07/07/2021 | Initial: | AGJ | Skala: | 1:12 | Ark: | A3 | Rev.: | 0 | Sida nr.: | 1 av 1 |
| <p>Tänk på att principskissen är presentation och således vägledande. Det ligger i den projekterandes och/eller utförandes händer dels att gå igenom illustrationen och applicera den i det aktuella projektet och dels att säkra att eventuella brister upptäcks och åtgärdas.</p> | | | | | | | | | | | |




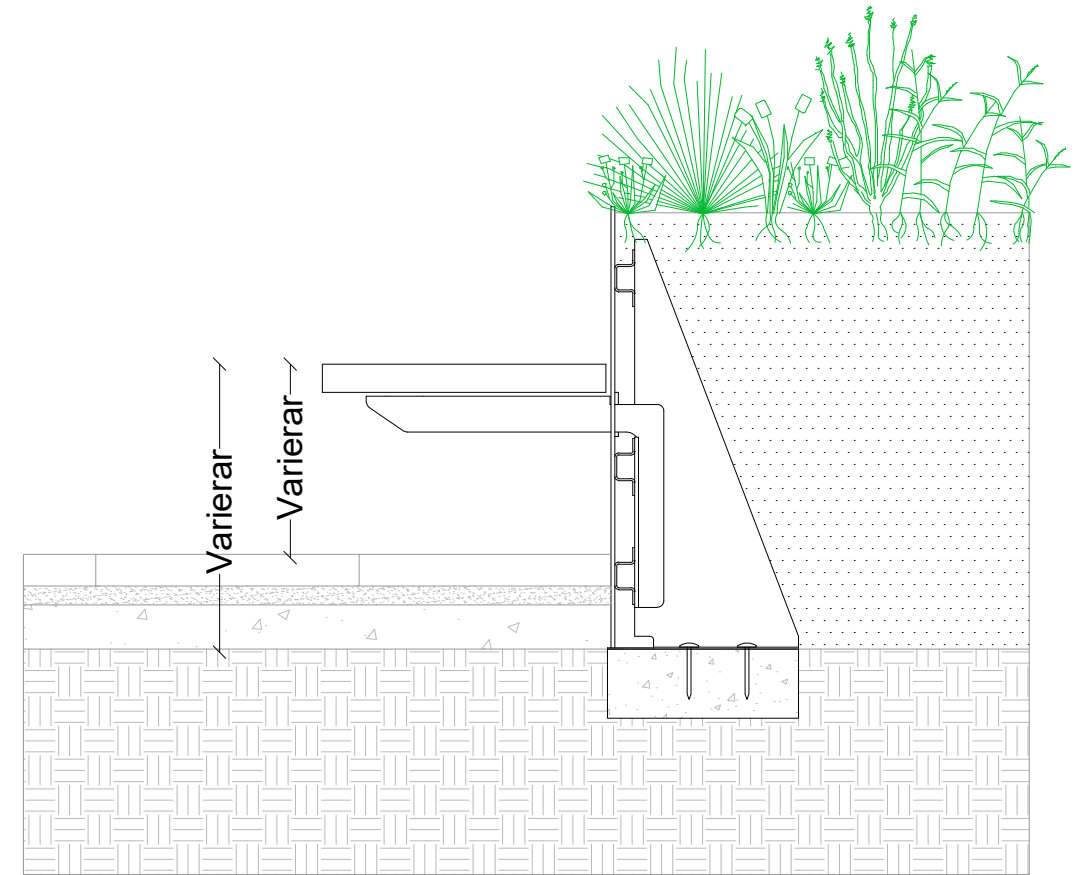
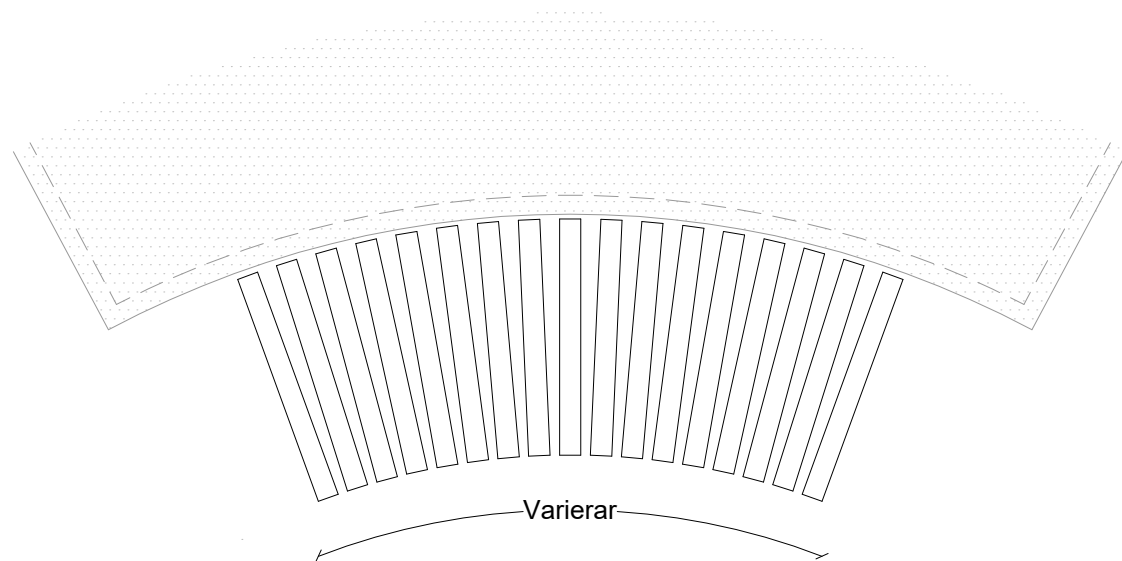
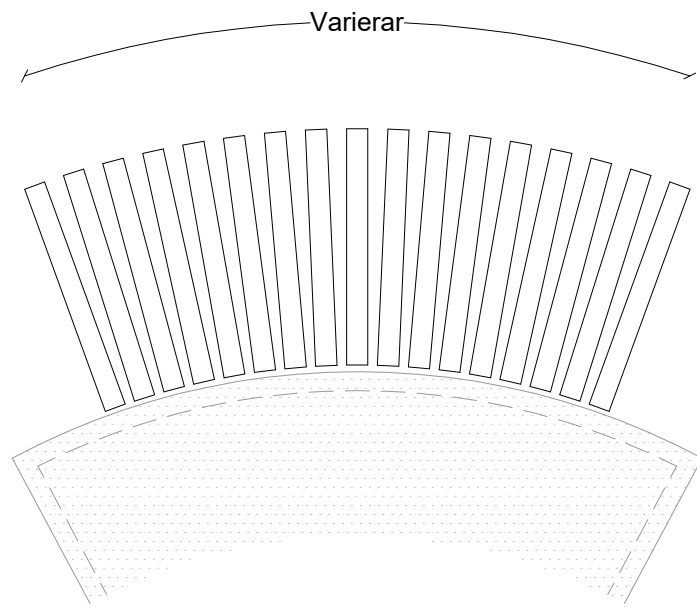
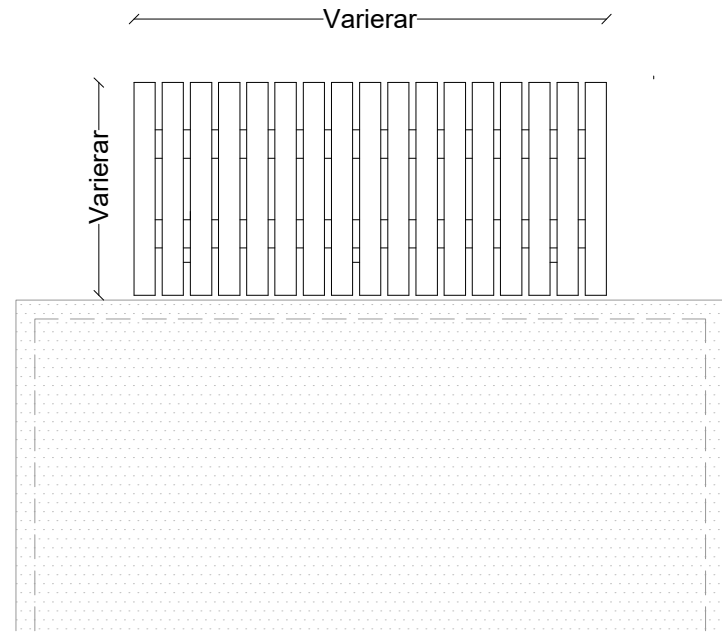
| | | | | | | | | | | | |
|--|------------|----------------------|--------------|---------|--|------|----|-------|---|-----------|--------|
| Projektnamn: | | CF Bänk med ryggstöd | | |  WHB & Milford landskap Stenbrovägen 28 SE-253 68 Helsingborg tel (+46) 85 25 03 880 se.milford.dk | | | | | | |
| Produktkategori: | | Kantstöd | Ritning typ: | Princip | | | | | | | |
| Datum | 07/07/2021 | Initial: | AGJ | Skala: | 1:12 | Ark: | A3 | Rev.: | 0 | Sida nr.: | 1 av 1 |
| Tänk på att principskissen är presentation och således vägledande. Det ligger i den projekterandes och/eller utförandes händer dels att gå igenom illustrationen och applicera den i det aktuella projektet och dels att säkra att eventuella brister upptäcks och åtgärdas. | | | | | | | | | | | |



| | | | | | | | | | | | |
|--|------------|---------------|--------------|---------|--|------|----|-------|---|-----------|--------|
| Projektnamn: | | CF Konsolbänk | | |  WHB & Milford landskap Stenbrovägen 28 SE-253 68 Helsingborg tel (+46) 85 25 03 880 se.milford.dk | | | | | | |
| Produktkategori: | | Kantstöd | Ritning typ: | Princip | | | | | | | |
| Datum | 07/07/2021 | Initial: | AGJ | Skala: | 1:12 | Ark: | A3 | Rev.: | 0 | Sida nr.: | 1 av 1 |
| Tänk på att principskissen är presentation och således vägledande. Det ligger i den projekterandes och/eller utförandes händer dels att gå igenom illustrationen och applicera den i det aktuella projektet och dels att säkra att eventuella brister upptäcks och åtgärdas. | | | | | | | | | | | |

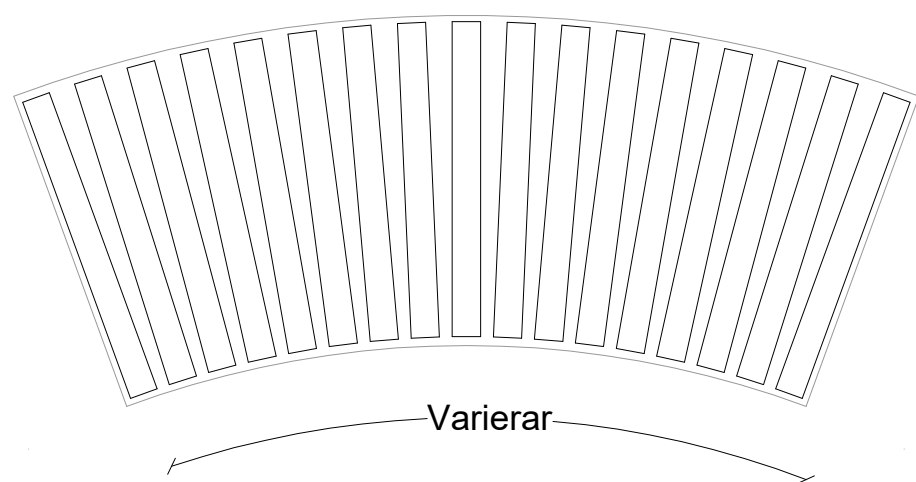
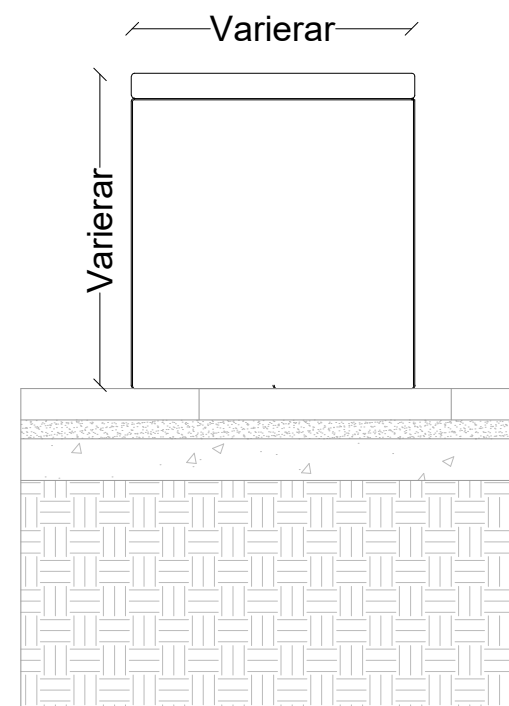
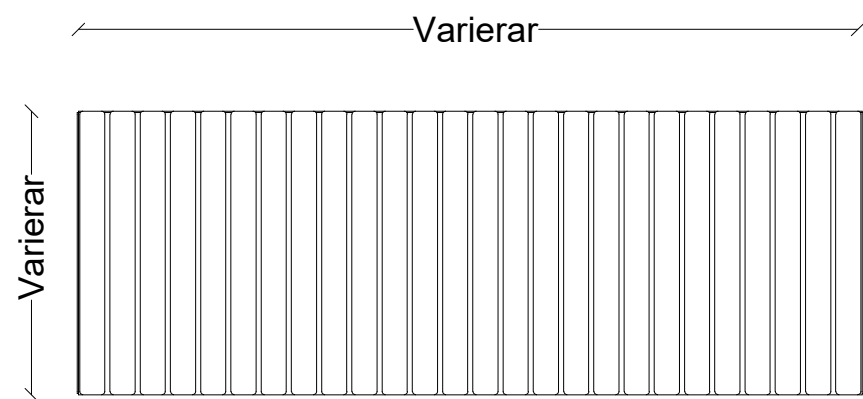


| | | | | | | | | | | | |
|--|------------|----------------------------|--------------|---------|------|--|----|-------|---|-----------|--------|
| Projektnamn: | | CF Konsolbänk med ryggstöd | | | |  WHB & Milford landskap Stenbrovägen 28 SE-253 68 Helsingborg tel (+46) 85 25 03 880 se.milford.dk | | | | | |
| Produktkategori: | | Kantstöd | Ritning typ: | Princip | | | | | | | |
| Datum | 07/07/2021 | Initial: | AGJ | Skala: | 1:12 | Ark: | A3 | Rev.: | 0 | Sida nr.: | 1 av 1 |
| Tänk på att principskissen är presentation och således vägledande. Det ligger i den projekterandes och/eller utförandes händer dels att gå igenom illustrationen och applicera den i det aktuella projektet och dels att säkra att eventuella brister upptäcks och åtgärdas. | | | | | | | | | | | |



| | | | | | |
|--|------------|----------------------------|--------------|-----------|---|
| Projektnamn: | | CF Konsolbänk med hög kant | | | WHB & Milford landskap Stenbrovägen 28 SE-253 68 Helsingborg tel (+46) 85 25 03 880 se.milford.dk |
| Produktkategori: | | Kantstöd | Ritning typ: | Princip | |
| Datum | 07/07/2021 | Initial: | AGJ | Skala: | 1:12 |
| Ark: | A3 | Rev.: | 0 | Sida nr.: | 1 av 1 |
| Tänk på att principskissen är presentation och således vägledande. Det ligger i den projekterandes och/eller utförandes händer dels att gå igenom illustrationen och applicera den i det aktuella projektet och dels att säkra att eventuella brister upptäcks och åtgärdas. | | | | | |

milford



| | | | | | |
|--|------------|---------------------------|--------------|----------------|--|
| Projektnamn: | | CF Fristående bänk | | | milford. WHB & Milford landskap Stenbrovägen 28 SE-253 68 Helsingborg tel (+46) 85 25 03 880 se.milford.dk |
| Produktkategori: | | Kantstöd | Ritning typ: | Princip | |
| Datum | 07/07/2021 | Initial: | AGJ | Skala: | 1:12 |
| Ark: | A3 | Rev.: | 0 | Sida nr.: | 1 av 1 |
| Tänk på att principskissen är presentation och således vägledande. Det ligger i den projekterandes och/eller utförandes händer dels att gå igenom illustrationen och applicera den i det aktuella projektet och dels att säkra att eventuella brister upptäcks och åtgärdas. | | | | | |